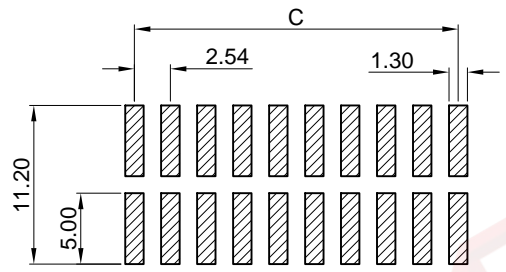
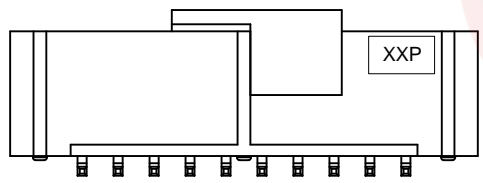
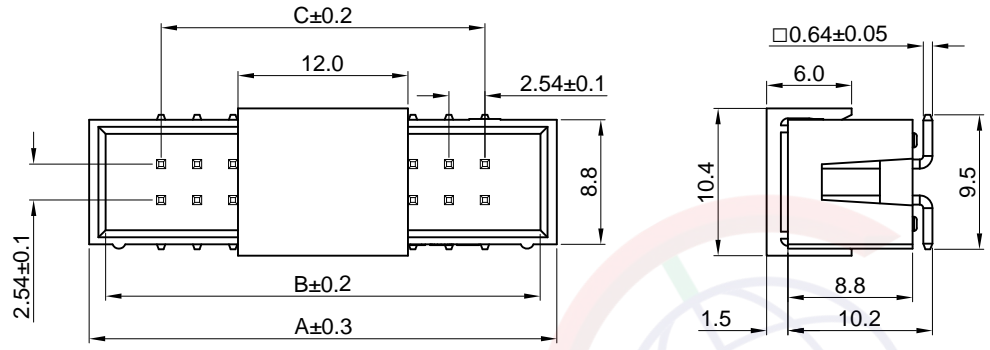


The information provided herein is from CONNELY Electronic Co., Ltd. and is confidential. Any disclosure to a party other than the recipient is prohibited. The intellectual properties and its rights contained herein, including but not limited to, trademarks, patents, copyrights, trade secrets, and technical know-how, are owned exclusively by CONNELY or its affiliates. Unauthorized use or reproduction of any part of this document is strictly prohibited. CONNELY may enforce its intellectual property rights at its own discretion, failures or delays to exercise such rights does not constitute a waiver of such rights.

| | |
|------|-----|
| Dept | Qty |
| DC | 1 |
| ED | 1 |
| IE | 1 |
| ISO | 1 |
| PD | 1 |
| R&D | 1 |
| SD | 1 |
| QA | 1 |
| QC | 1 |
| QF | 1 |



Recommend PCB Layout
Tolerance:±0.05



(Series Image-Reference Only)

Dimension

| Position | A | B | C |
|----------|-------|-------|-------|
| 06 | 15.22 | 13.02 | 5.08 |
| 08 | 17.76 | 15.56 | 7.62 |
| 10 | 20.30 | 18.10 | 10.16 |
| 12 | 22.84 | 20.64 | 12.70 |
| 14 | 25.38 | 23.18 | 15.24 |
| 16 | 27.92 | 25.72 | 17.78 |
| 20 | 33.00 | 30.80 | 22.86 |
| 24 | 38.08 | 35.88 | 27.94 |
| 26 | 40.62 | 38.42 | 30.48 |
| 30 | 45.70 | 43.50 | 35.56 |
| 34 | 50.78 | 48.58 | 40.64 |
| 40 | 58.40 | 56.20 | 48.26 |
| 50 | 71.10 | 68.90 | 60.96 |
| 60 | 83.80 | 81.60 | 73.66 |
| 64 | 88.88 | 86.68 | 78.74 |

| REV. | DESCRIPTION | DRAWN | CHECKED | APPROVED |
|------|----------------|---------------|---------------|---------------|
| A | NEW RELEASE | LJH 09/20/05' | | LJC 09/20/05' |
| B | ADD P/N CODE | YCH 12/02/13' | | LJC 12/02/13' |
| C | DRAWING UPDATE | JLZ 11/09/17' | HZW 11/09/17' | LJC 11/09/17' |
| D | DRAWING UPDATE | JLZ 08/24/18' | | |

NOTES:

- Electrical characteristics:
 - Contact resistance: 20mΩ Max. Initial.
 - Dielectric withstanding voltage: 500V AC(rms) for 1 minute.
 - Insulation resistance: 1000MΩ Min.
 - Current rating:3A.
- Environment characteristics:

Temperature range: -40°C~+105°C.
- Product number code:

DS1013- X X X X X - X

 - Plating level
3A: Level 3A
B: Level B
 - Packing type
A: Tube
R: Tape on reel
 - Pick up support
S: W/ Pick up
X: W/O Pick up
 - Contact plating
Si: Full gold flash
 - Mounting type
M: SMT type
 - No.of contacts
06 08 10 12 14 16
20 24 26 30 34
40 50 60 64

| | | | | | | |
|-------------------|---------------------|---|--------|------------|-------------------------------|----------------------|
| GENERAL TOLERANCE | ANGLE TOLERANCE | PROJECTION | | TITLE | 2.54mm BOX HEADER SMT TYPE | |
| X. ±0.60 | X. ±5° | UNITS | mm | SHEET SIZE | A4 | SERIES DS1013 SERIES |
| .X ±0.38 | .X ±3° | 晨翔电子有限公司 CONNFLY CONNELY ELECTRONIC CO. LTD | | | | |
| .XX ±0.25 | .XX ±2° | | | | | |
| DRAWING TYPE | CUSTOMER | | | | | |
| SCALE | 1:1 | SHEET | 1 OF 1 | | | |
| DRAWING NO. | C-DS1013-XXMXXX-X-D | | | | | |