




AMPMODU Headers

AMPMODU Headers, PCB Mount Header, Vertical, 20 Position, 2.54 mm [.1in] Centerline, Breakaway / Standard, 2 Row, Green

[View on TE.com >](#)

Connectors > PCB Connectors > Multiple Configuration PCB Connectors > Multiple Config PCB Headers & Receptacles



PCB Connector Assembly Type: **PCB Mount Header**

PCB Mount Orientation: **Vertical**

Number of Positions: **20**

Centerline (Pitch): **2.54 mm [.1 in]**

Contact Type: **Pin**

Features

Product Type Features

PCB Connector Assembly Type	PCB Mount Header
Connector & Contact Terminates To	Printed Circuit Board
Header Type	Breakaway, Standard

Configuration Features

Connector Contact Load Condition	Fully Loaded
PCB Mount Orientation	Vertical
Number of Positions	20
Number of Rows	2

Body Features

Connector Profile	Standard
-------------------	----------

Contact Features

Contact Mating Area Plating Material Thickness	.7 μm
Contact Mating Area Plating Material	Gold
Contact Shape & Form	Square
Contact Underplating Material	Nickel
PCB Contact Termination Area Plating Material	Tin
Contact Base Material	Brass, CuZn
Contact Type	Pin

Termination Features



Termination Post & Tail Length	3.2 mm[.1259 in]
Termination Method to Printed Circuit Board	Through Hole - Solder

Mechanical Attachment

Mating Alignment	Without
Panel Mount Feature	Without
PCB Mount Retention	Without

Housing Features

Housing Material	PBT GF, Polyester-GF
Centerline (Pitch)	2.54 mm[.1 in]
Housing Color	Green

Dimensions

PCB Thickness (Recommended)	.06 mm
Row-to-Row Spacing	2.54 mm[.1 in]

Usage Conditions

Operating Temperature Range	-65 – 105 °C
-----------------------------	--------------

Industry Standards

UL Flammability Rating	UL 94V-0
------------------------	----------

Packaging Features

Packaging Quantity	400
Packaging Method	Box

Product Compliance


[For compliance documentation, visit the product page on TE.com>](#)

EU RoHS Directive 2011/65/EU	Compliant
EU ELV Directive 2000/53/EC	Compliant
China RoHS 2 Directive MIIT Order No 32, 2016	No Restricted Materials Above Threshold
EU REACH Regulation (EC) No. 1907/2006	Current ECHA Candidate List: JUL 2019 (201) Candidate List Declared Against: JUN 2018 (191)
Halogen Content	Not Low Halogen - contains Br or Cl > 900 ppm.
Solder Process Capability	Wave solder capable to 265°C


Product Compliance Disclaimer

This information is provided based on reasonable inquiry of our suppliers and represents our current actual knowledge based on the information they provided. This information is subject to change. The part numbers that TE has identified as EU RoHS compliant have a maximum concentration of 0.1% by weight in homogenous materials for lead, hexavalent chromium, mercury, PBB, PBDE, DBP, BBP, DEHP, DIBP, and 0.01% for cadmium, or qualify for an exemption to these limits as defined in the Annexes of Directive 2011/65/EU (RoHS2). Finished electrical and electronic equipment products will be CE marked as required by Directive 2011/65/EU. Components may not be CE marked. Additionally, the part numbers that TE has identified as EU ELV compliant have a maximum concentration of 0.1% by weight in homogenous materials for lead, hexavalent chromium, and mercury, and 0.01% for cadmium, or qualify for an exemption to these limits as defined in the Annexes of Directive 2000/53/EC (ELV). Regarding the REACH Regulations, TE's information on SVHC in articles for this part number is still based on the European Chemical Agency (ECHA) 'Guidance on requirements for substances in articles' (Version: 2, April 2011), applying the 0.1% weight on weight concentration threshold at the finished product level. TE is aware of the European Court of Justice ruling of September 10th, 2015 also known as O5A (Once An Article Always An Article) stating that, in case of 'complex object', the threshold for a SVHC must be applied to both the product as a whole and simultaneously to each of the articles forming part of its composition. TE has evaluated this ruling based on the new ECHA "Guidance on requirements for substances in articles" (June 2017, version 4.0) and will be updating its statements accordingly.


Also in the Series | AMPMODU Headers

Automotive, Truck, Bus, &
Off-Road Headers(6)Board-to-Board Headers &
Receptacles(1571)Multiple Configuration
PCB Connector Contacts
(74)Multiple Configuration
PCB Connector Housings
(3)Multiple Configuration
PCB Headers &
Receptacles(4195)PCB Connector Mounting
(1)

PCB Connector Shrouds(1)

PCB Latches, Locks &
Retainers(2)Standard Rectangular
Connectors(1)


Customers Also Bought



TE Part #3-1393641-1
V42254B2202C960=PC612
FEDERLEI




TE Part #7-1393740-0
V42254A2216B209=SUB D
FEDERLEI



TE Part #9-1393644-1
V42254B1200C960=PC612
MESSERLE



TE Part #1-338170-2
25P.HDP20 PLUG ASSY



TE Part #825440-3
MOD 2 PINHDR 2X03P.



TE Part #7-1393740-8
V42254A2216C209=SUB D
STIFTLEI



TE Part #825440-8
OD 2 PINHDR 2X08P.



TE Part #925369-4
MOD IV HSG



TE Part #825440-5
MOD 2 PINHDR 2X05P.

Documents

Product Drawings

[MOD 2 PINHDR 2X10P.](#)

English

CAD Files

[3D PDF](#)

English

Customer View Model

[ENG_CVM_1-825440-0_F.2d_dxf.zip](#)

English

Customer View Model

[ENG_CVM_1-825440-0_F.3d_igs.zip](#)

English

Customer View Model

[ENG_CVM_1-825440-0_F.3d_stp.zip](#)

English

Agency Approvals

[UL Report](#)

1-825440-0

AMPMODU Headers, PCB Mount Header, Vertical, 20 Position, 2.54mm [.1in]
Centerline, Breakaway / Standard, 2 Row, Green



English