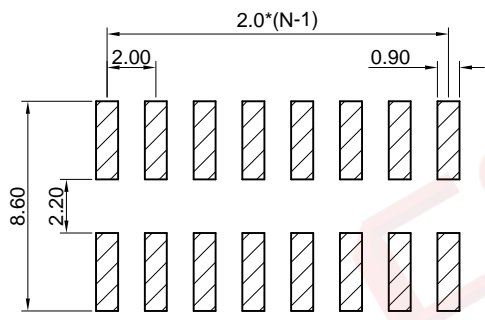
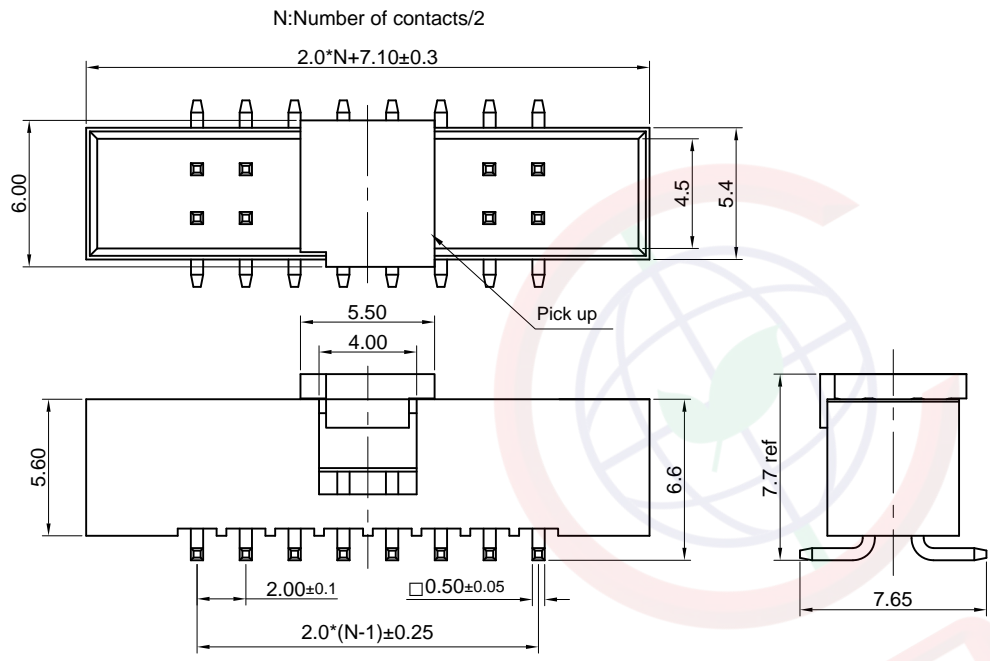


The information provided herein is from CONNELY Electronic Co., Ltd. and is confidential. Any disclosure to a party other than the recipient is prohibited. The intellectual properties and its rights contained herein, including but not limited to, trademarks, patents, copyrights, trade secrets, and technical know-how, are owned exclusively by CONNELY or its affiliates. Unauthorized use or reproduction of any part of this document is strictly prohibited. CONNELY may enforce its intellectual property rights at its own discretion, failures or delays to exercise such rights does not constitute a waiver of such rights.

REV.	DESCRIPTION	DRAWN	CHECKED	APPROVED
A	NEW RELEASE	LJH 04/27/05'		LJC 04/27/05'
B	ADD P/N CODE	LJC 12/12/13'		LJC 12/12/13'
C	DRAWING UPDATE	JLZ 08/24/18'		



Recommend PCB layout
(Tolerance:±0.05)

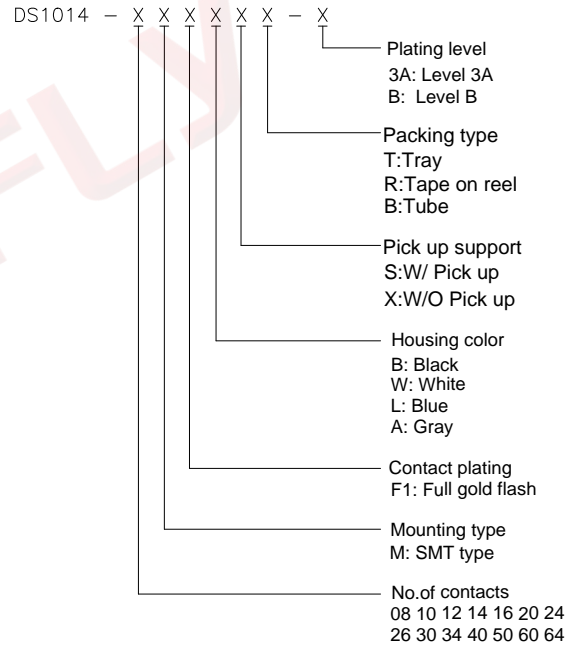


(Series Image-Reference Only)


NOTES:

- Material
 - Insulator: High temperature(PA-9T UL 94V-0).
 - Contact: Copper alloy.
- Specification
 - Temperature: -40°C~+105°C.
 - Contact resistance: 20mΩ max.(initial).
 - Insulation resistance: 1000MΩ min.
 - Dielectric withstanding voltage: AC 500V per minute.

3. Product number code:



GENERAL TOLERANCE		ANGLE TOLERANCE		PROJECTION		TITLE	2.0mm BOX HEADER	
X.	±0.60	X.	±5°	UNITS	mm	V/T, R/A & ELEVATOR TYPE		
.X	±0.38	.X	±3°	SHEET SIZE	A4	SERIES	DS1014 SERIES	
.XX	±0.25	.XX	±2°					
DRAWING TYPE		CUSTOMER						
SCALE		1:1	SHEET	1 OF 1				
DRAWING NO.		C-DS1014-XXXX-X-C						



晨翔电子有限公司

CONNFLY CONNELY ELECTRONIC CO. LTD