


Number of contacts

78+2, 60+4, 42+6, 24+8, 6+10

Male connectors

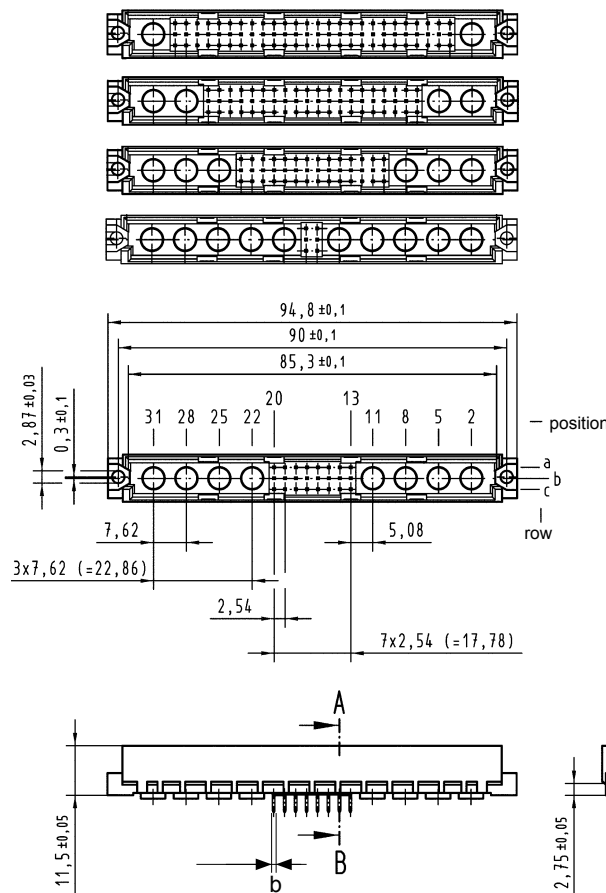


Identification

Drawing

Dimensions in mm

Dimensions

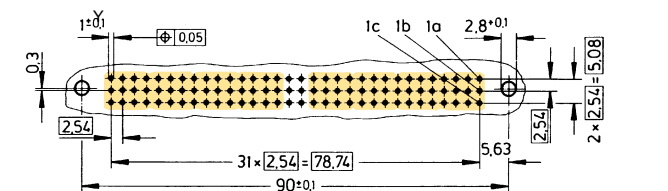


a	b	
2.5	∅ 0.7	Solder pins
4.0		
6.0		
13	□ 0.6	Wrap posts
5.0	-	Press-in pins
13	-	

Order high current, high voltage, coaxial and fibre optic contacts separately, see pages 01.40 ff

Board drillings

Mounting side



	Y
Solder	1 ± 0.1
Press-in	see recommendation page 00.25

Board drillings depend on type and special contact loading

Mouser Electronics

Authorized Distributor

Click to View Pricing, Inventory, Delivery & Lifecycle Information:

[HARTING:](#)

[09734967801](#) [09732326811](#) [09732642801](#)