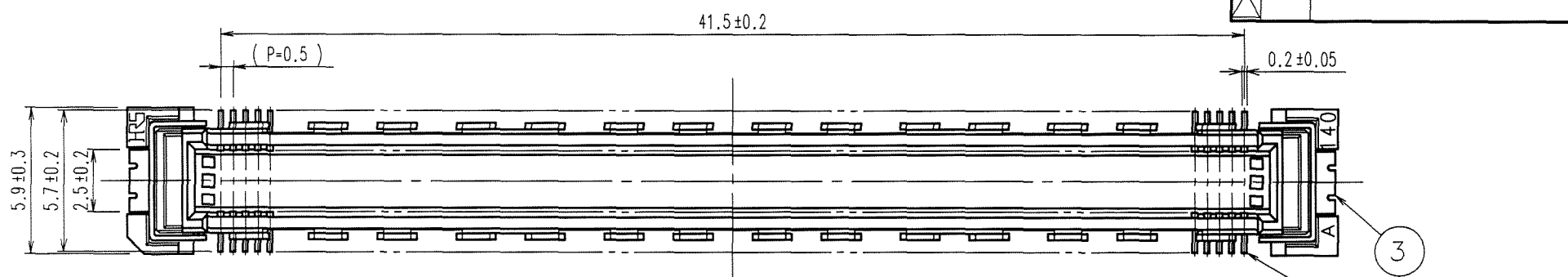
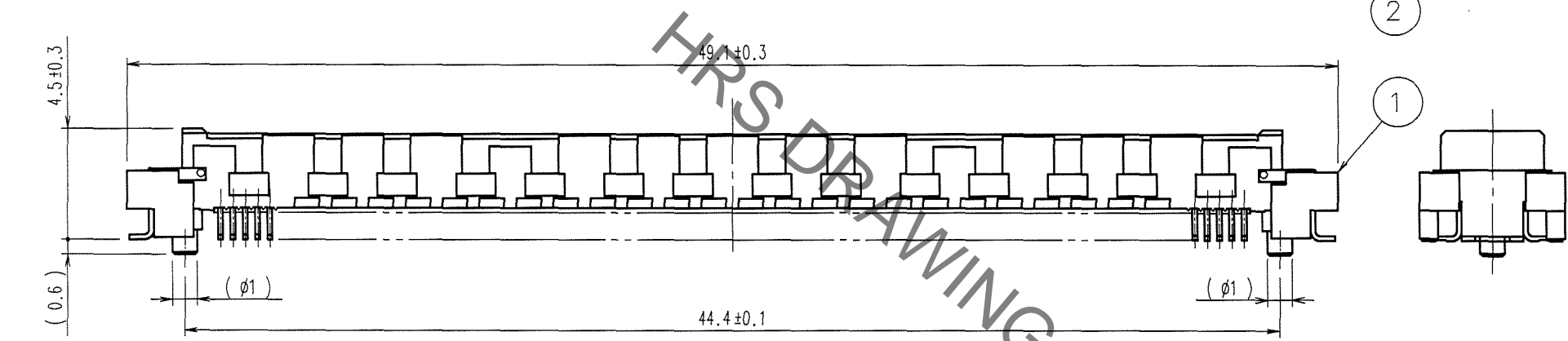
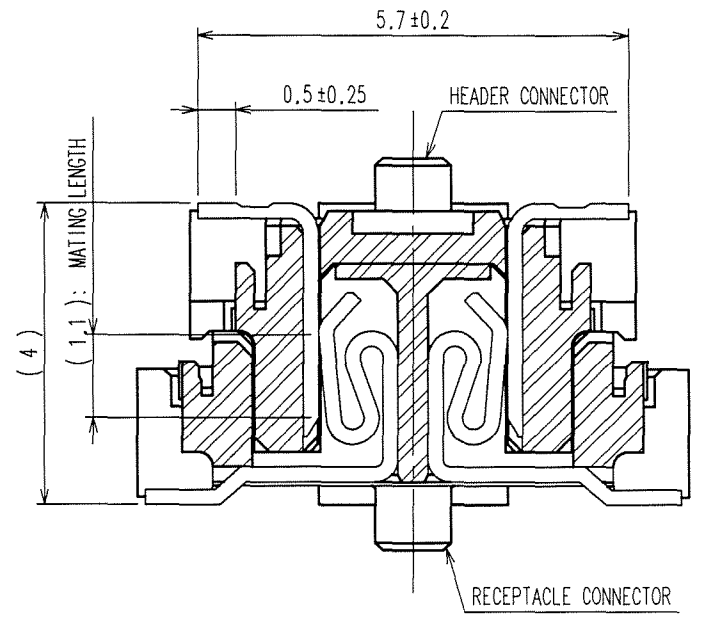


Jun.1.2020 Copyright 2020 HIROSE ELECTRIC CO., LTD. All Rights Reserved.
In case of consideration for using Automotive equipment / device which demand high reliability, kindly contact our sales window correspondents.


COUNT					DESCRIPTION OF REVISIONS					COUNT					DESCRIPTION OF REVISIONS									
BY	CHKD	DATE			BY	CHKD	DATE			BY	CHKD	DATE			BY	CHKD	DATE							



CROSS-CUT SECTION (10:1)



RECOMMENDED LAND PATTERN



NOTES

- 1 SMT LEAD-COPLANARITY:0.1 MAX.
- 2 THIS PRODUCT HAS NO POLARITY TO MOUNT ON THE RECOMMENDED LAND PATTERN.
- 3 NO PATTERN SHALL BE DESIGNED IN THIS AREA ,TO PREVENT CONTACTS FROM BEING TOUCHED WITH PATTERN.
- 4 THE DIMENSIONS IN PARENTHESES ARE FOR REFERENCE.

1	LCP	BEIGE	UL94V-0	3	PHOSPHOR BRONZE	TIN-PLATING
NO.	MATERIAL	FINISH, REMARKS		NO.	MATERIAL	FINISH, REMARKS
CODE NO. (OLD)	CL	DRAWN	DESIGNED	CHECKED	APPROVED	RELEASED
		K.DOI	<i>H. Doi</i>	<i>K. Ozawa</i>	<i>H. Okawa</i>	
		06.04.17	'06.04.17	'06.04.18	'06.04.18	
SCALE	4 : 1	DRAWING NO.		PART NO.		
UNITS	mm	EDC3-151971-25		FX10A-168P-SV1(71)		
		HRS HIROSE ELECTRIC CO., LTD		CODE NO.		
				CL570-0144-2-71		

TO
PCK