



EFD/EV/DE Cores

Series/Type: EFD 15/8/5

The following products presented in this data sheet are being withdrawn.

Ordering Code	Substitute Product	Date of Withdrawal	Deadline Last Orders	Last Shipments
B66414B6008T002		2003-08-08	2004-02-29	2004-08-31

For further information please contact your nearest EPCOS sales office, which will also support you in selecting a suitable substitute. The addresses of our worldwide sales network are presented at www.epcos.com/sales.

- E core with flattened, lower center leg for especially flat transformer design
- For DC/DC converters
- EFD cores are supplied as single units

Magnetic characteristics (per set)

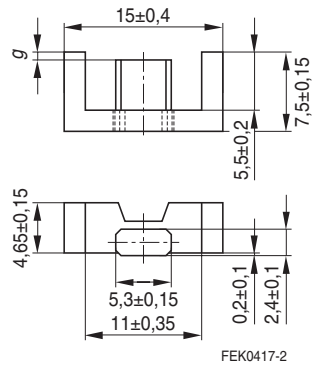
$$\Sigma/A = 2,27 \text{ mm}^{-1}$$

$$l_e = 34 \text{ mm}$$

$$A_e = 15 \text{ mm}^2$$

$$A_{\min} = 12,2 \text{ mm}^2$$

$$V_e = 510 \text{ mm}^3$$

Approx. weight 2,8 g/set


FEK0417-2

Ungapped

Material	A_L value nH	μ_e	$A_{L1\min}$ nH	P_V W/set	Ordering code
N49	600 + 30/- 20 %	1080	330	< 0,11 (50 mT, 500 kHz, 100 °C)	B66413-G-X149
N87	780 + 30/- 20 %	1400	560	< 0,28 (200 mT, 100 kHz, 100 °C)	B66413-G-X187

Gapped

Material	A_L value nH	μ_e	g approx. mm	Ordering code
N87	100 ± 10 %	180	0,17	B66413-U100-K187
	160 ± 15 %	288	0,08	B66413-U160-L187

The A_L value in the table applies to a core set comprising one ungapped core (dimension $g = 0$) and one gapped core (dimension $g > 0$).

Calculation factors (for formulas, see “E cores: general information”, page 382)

Material	Relationship between air gap – A_L value		Calculation of saturation current			
	$K1$ (25 °C)	$K2$ (25 °C)	$K3$ (25 °C)	$K4$ (25 °C)	$K3$ (100 °C)	$K4$ (100 °C)
N87	29,7	- 0,676	44,2	- 0,796	33,2	- 0,873

Validity range: $K1, K2: 0,10 \text{ mm} < s < 1,00 \text{ mm}$
 $K3, K4: 30 \text{ nH} < A_L < 280 \text{ nH}$

Coil former

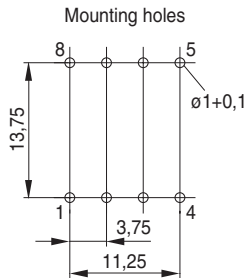
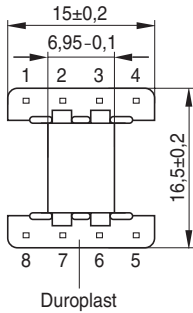
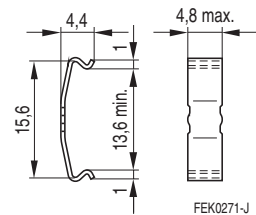
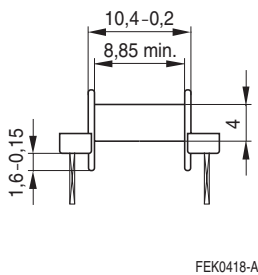
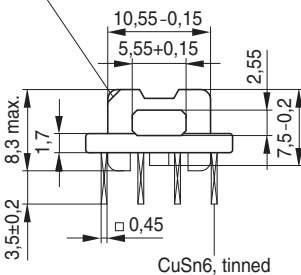
Material: GFR thermosetting plastic; UL 94 V-0, insulation class to IEC 60085: B66414-B: $F \triangleq$ max. operating temperature 155 °C; color code green
 B66414-W: $H \triangleq$ max. operating temperature 180 °C; color code black

Solderability: to IEC 60068-2-20, test Ta, method 1 (aging 3): 235 °C, 2 s
 Resistance to soldering heat: to IEC 60068-2-20, test Tb, method 1B: 350 °C, 3,5 s
 Winding: see "Processing Notes", page 157
 Squared pins

Yoke

Material: Stainless spring steel (0,25 mm)

Coil former					Ordering code
Sections	A_N mm ²	l_N mm	A_R value $\mu\Omega$	Pins	
1	15,5	35,9	79,7	8	B66414-B1008-D1 B66414-W1008-D1
Yoke (ordering code per piece, 2 are required)					B66414-B2000

Coil former

Yoke

Marking of pin 1


SMD coil former with J terminals

- Material: GFR liquid crystal polymer (UL 94 V-0, insulation class to IEC 60085: F \triangleq max. operating temperature 155 °C), color code black
- Solderability: to IEC 60068-2-20, test Ta, method 1 (aging 3): 350 °C, 1 s
- Resistance to soldering heat: to IEC 60068-2-20, test Tb, method 1B: 350 °C, 3,5 s
permissible soldering temperature for wire-wrap connection on coil former: 400 °C, 1 s
- Winding: see "Processing Notes", page 160

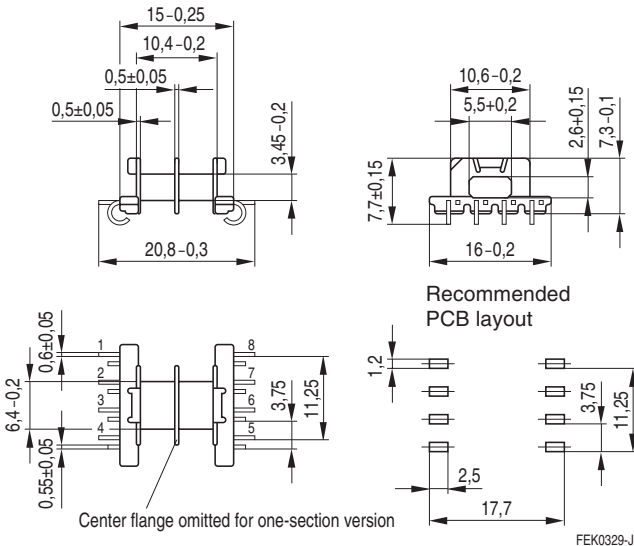
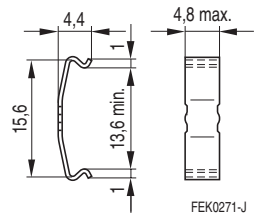
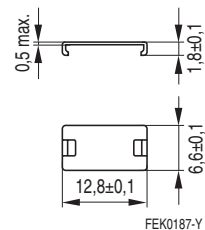
Yoke

- Material: Stainless spring steel (0,25 mm)
- Mounting: Preferred assembly direction from the top

Cover plate

For marking and improved processing on assembly machines.
See under coil former for material and resistance to soldering heat.

Sections	A_N mm ²	l_N mm	A_R value $\mu\Omega$	Terminals	Ordering code
1	18,1	35,1	66,7	8	B66414-B6008-T1
2	17,1	35,1	70,5	8	B66414-B6008-T2
Yoke (ordering code per piece, 2 are required)					B66414-B2000
Cover plate					B66414-A7000

Coil former

Yoke

Cover plate


Herausgegeben von EPCOS AG

Marketing Kommunikation, Postfach 80 17 09, 81617 München, DEUTSCHLAND

© EPCOS AG 2000. Alle Rechte vorbehalten. Vervielfältigung, Veröffentlichung, Verbreitung und Verwertung dieser Broschüre und ihres Inhalts ohne ausdrückliche Genehmigung der EPCOS AG nicht gestattet.

Mit den Angaben in dieser Broschüre werden die Bauelemente spezifiziert, keine Eigenschaften zugesichert. Bestellungen unterliegen den vom ZVEI empfohlenen Allgemeinen Lieferbedingungen für Erzeugnisse und Leistungen der Elektroindustrie, soweit nichts anderes vereinbart wird.

Diese Broschüre ersetzt die vorige Ausgabe.

Fragen über Technik, Preise und Liefermöglichkeiten richten Sie bitte an den Ihnen nächstgelegenen Vertrieb der EPCOS AG oder an unsere Vertriebsgesellschaften im Ausland.

Bauelemente können aufgrund technischer Erfordernisse Gefahrstoffe enthalten. Auskünfte darüber bitten wir unter Angabe des betreffenden Typs ebenfalls über die zuständige Vertriebsgesellschaft einzuholen.

Published by EPCOS AG

Marketing Communications, P.O. Box 80 17 09, 81617 Munich, GERMANY

© EPCOS AG 2000. All Rights Reserved. Reproduction, publication and dissemination of this brochure and the information contained therein without EPCOS' prior express consent is prohibited.

The information contained in this brochure describes the type of component and shall not be considered as guaranteed characteristics. Purchase orders are subject to the General Conditions for the Supply of Products and Services of the Electrical and Electronics Industry recommended by the ZVEI (German Electrical and Electronic Manufacturers' Association), unless otherwise agreed.

This brochure replaces the previous edition.

For questions on technology, prices and delivery please contact the Sales Offices of EPCOS AG or the international Representatives.

Due to technical requirements components may contain dangerous substances. For information on the type in question please also contact one of our Sales Offices.