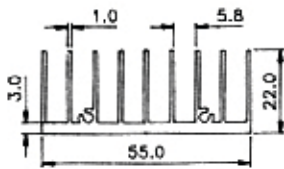




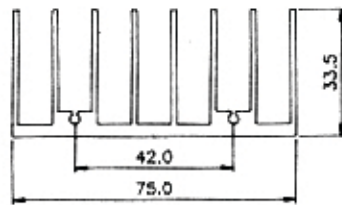
# heat sinks

= 4 =  
WT: (KG/M)  
Re: (°C/W/1")

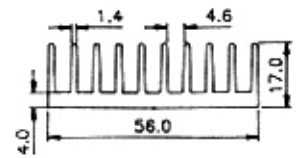
K159 WT:0.97 Re:6.9



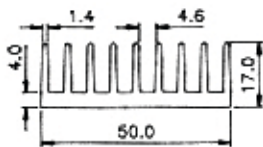
K160 WT:1.66 Re:5.6



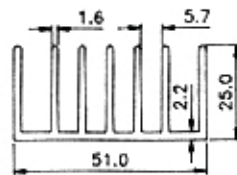
K170 WT:1.2 Re:6.1



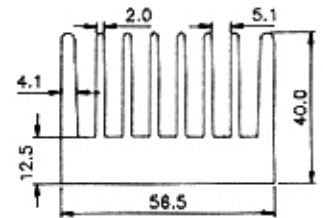
K183 WT:1.15 Re:6.8



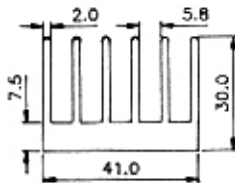
K185 WT:1.13 Re:6.2



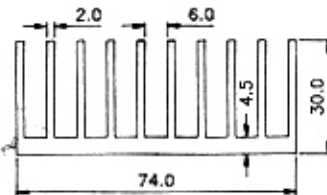
K402 WT:3.17 Re:4.7



K184 WT:1.49 Re:5.1



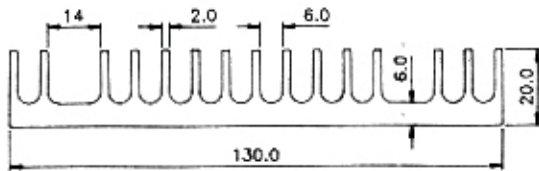
K330 WT:2.25 Re:4.2



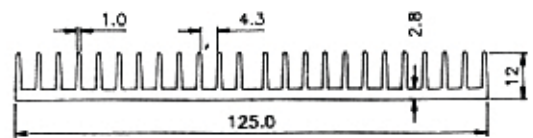
K403 WT:2.72 Re:4.9



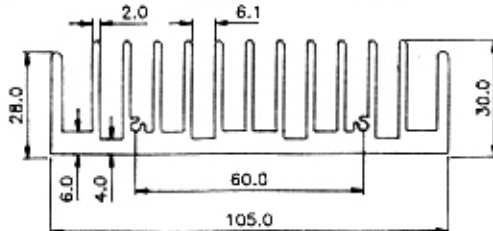
K123 WT:3.3 Re:3.5



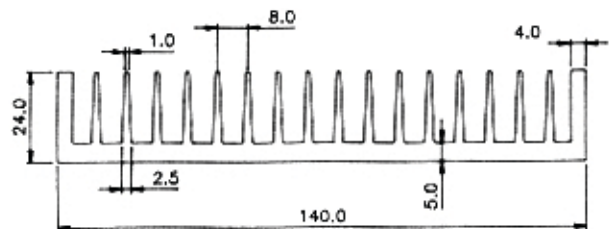
K192 WT:1.9 Re:3.0



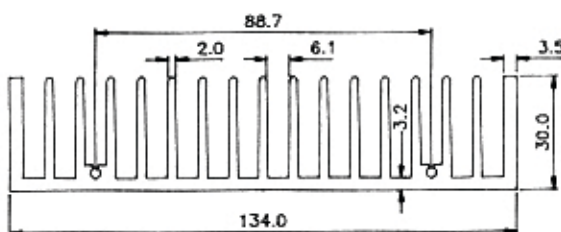
K116 WT:3.32 Re:3.1



K149 WT:3.9 Re:2.9



K188 WT:4.4 Re:2.



K335 WT:3.06 Re:3.2

