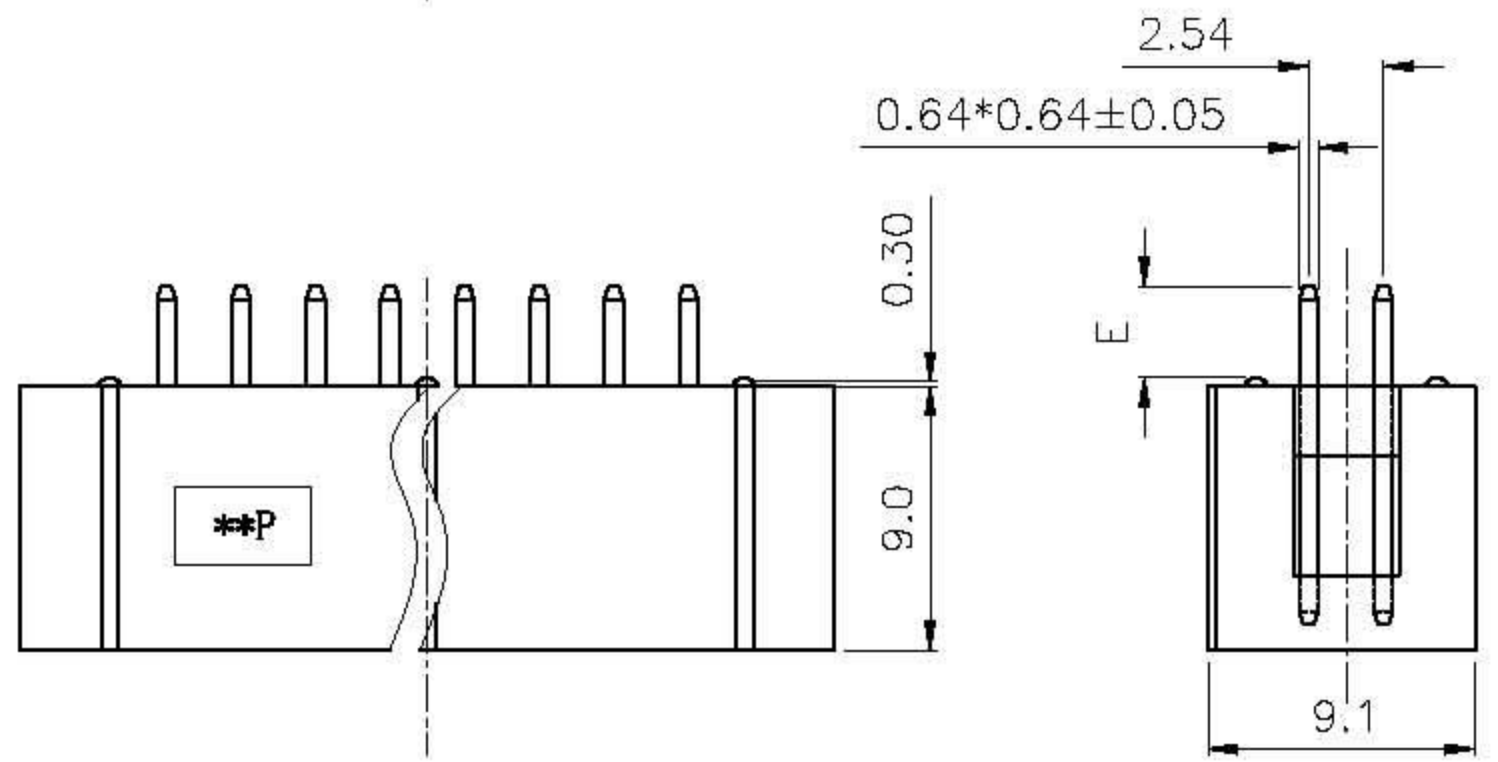
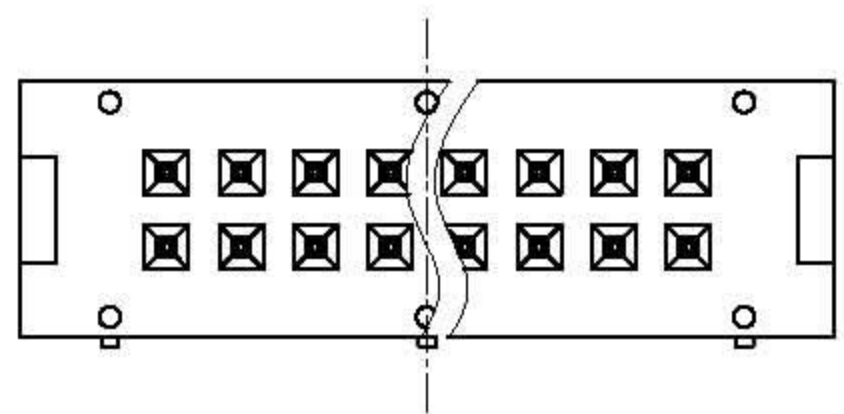
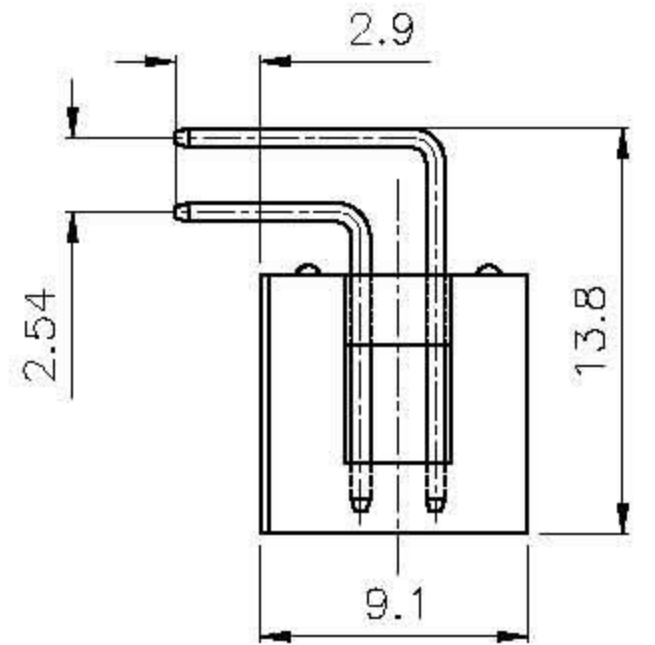


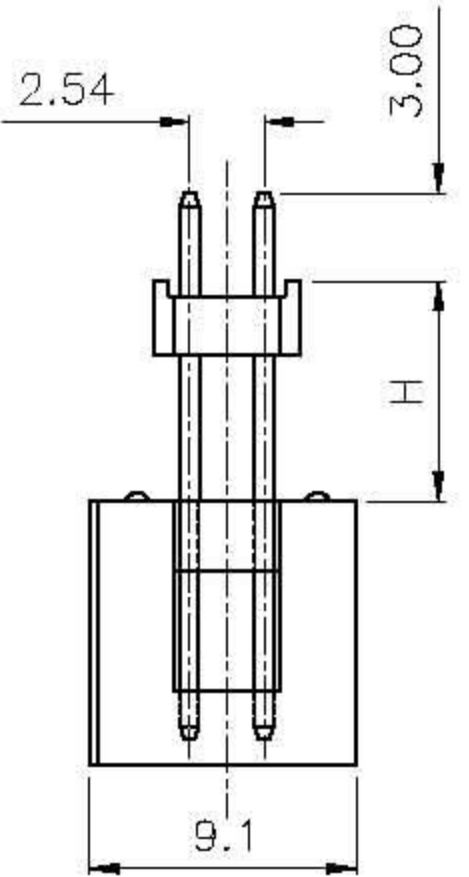
REV.	DESCRIPTION	DRAWN	CHECKED	APPROVED
A	NEW RELEASE	LJH 09/20/05'	~	LJC 09/20/05'
B	料号中增加尺寸DIM. H, E选项	YCH 07/18/08'	~	



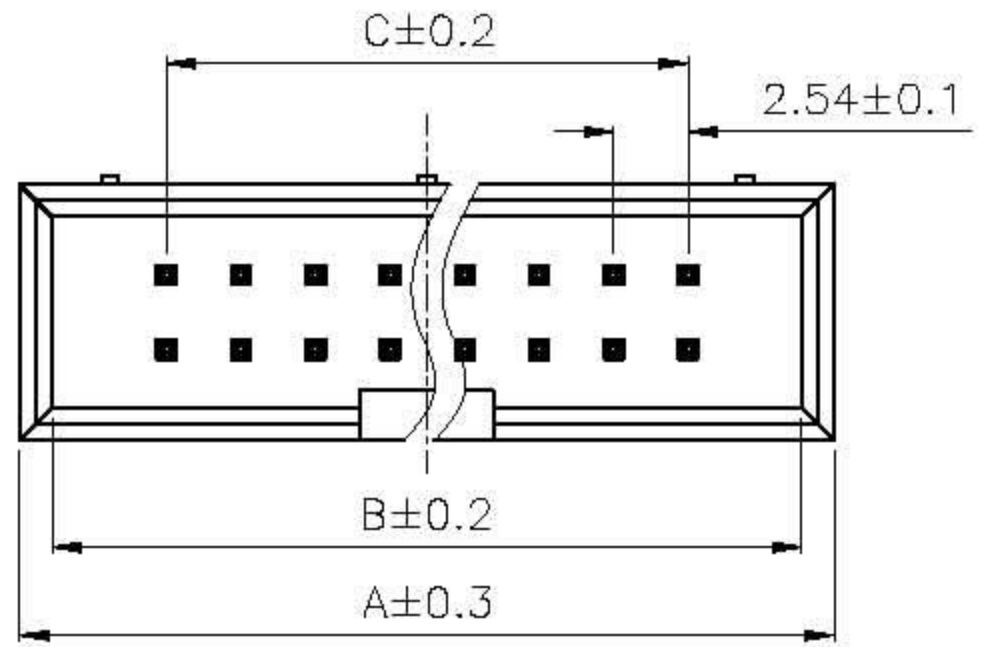
V/T TYPE



R/A TYPE



Elevator TYPE

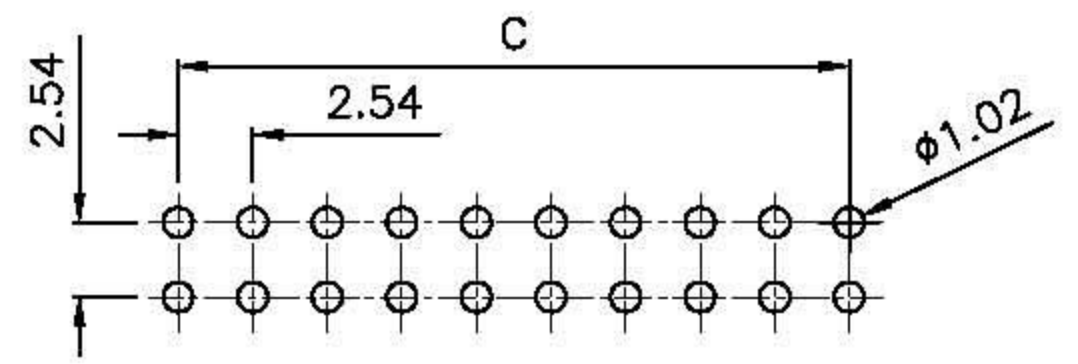


Dimension

Position	A	B	C				
10	20.30	18.10	10.16	30	45.70	43.50	35.56
12	22.84	20.64	12.70	34	50.78	48.58	40.64
14	25.38	23.18	15.24	40	58.40	56.20	48.26
16	27.92	25.72	17.78	50	71.10	68.90	60.96
20	33.00	30.80	22.86	60	83.80	81.60	73.66
26	40.62	38.42	30.48	64	88.88	86.68	78.74

NOTES:

- ELECTRICAL CHARACTERISTICS:
  - CONTACT RESISTANCE: 20mΩ Max. INITIAL.
  - DIELECTRIC WITHSTANDING VOLTAGE: 500V AC(rms) FOR 1 MINUTE.
  - INSULATION RESISTANCE: 1000MΩ Min.
- ENVIRONMENT CHARACTERISTICS:
  - TEMPERATURE RANGE: -45°C~+105°C.
- PART NUMBER: DS1013
- PRODUCT NUMBER CODE:  
 DS1013- X X X X X X  
 DIM. H TYPE (FOR ELEVATOR ONLY)  
 1: 7.50  
 2: 9.50  
 DIM. E TYPE (FOR V/T ONLY)  
 1: 3.10  
 2: 8.00  
 HOUSING COLOR  
 B: BLACK  
 W: WHITE  
 U: BLUE  
 A: GRAY  
 CONTACT PLATING  
 Si: FULL GOLD FLASH  
 MOUNTING TYPE  
 S: V/T TYPE  
 R: R/A TYPE  
 E: Elevator TYPE  
 No.OF CONTACTS  
 08 10 14 16  
 20 26 30 34  
 40 50 60 64



RECOMMEND PCB LAYOUT(TOLERANCE=±0.05)

GENERAL TOLERANCE		ANGLE TOLERANCE		PROJECTION		TITLE	BOX HEADER PITCH 2.54mm	
X.	±0.60	X.	±5°	UNITS	mm			
.X	±0.38	.X	±3°	SHEET SIZE	A4	SERIES	DS1013 SERIES	
.XX	±0.25	.XX	±2°					
DRAWING TYPE		CUSTOMER						
SCALE		1:1	SHEET		1 OF 1			
DRAWING NO.		C-DS1013-XXXX-B						