REV.	DESCRIPTION	DRAWN	CHECKED	APPROVED
A	NEW RELEASE	LJH 04/27/05'		LJH 04/22/06'
B	ADD SCREW TYPE	DMJ 06/27/07'		LJC 06/27/07'
C	整理图面	YCH 05/21/08'		LJC 05/21/08'
F	ADD Pos TYPE	JLZ 03/29/16'		

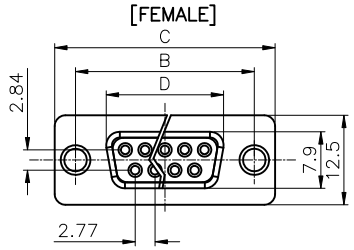

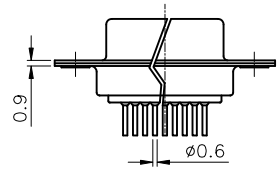

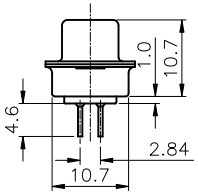

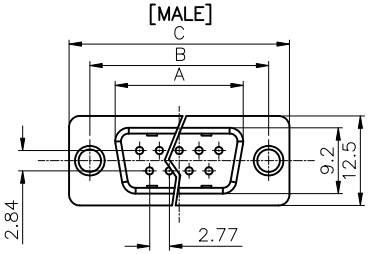

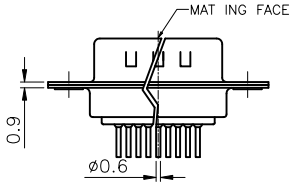

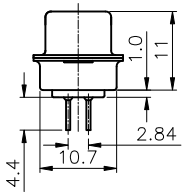

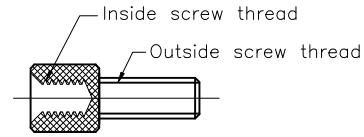

Screw figure

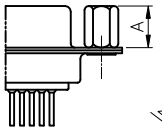

CC TYPE

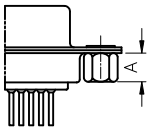

CS TYPE

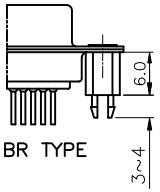

BR TYPE

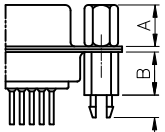

BRJ TYPE

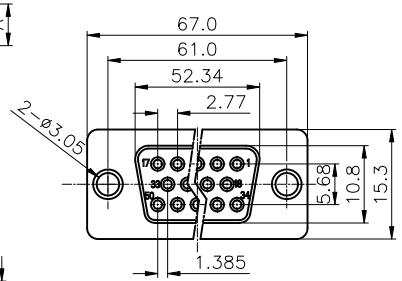

50pin Female Figure

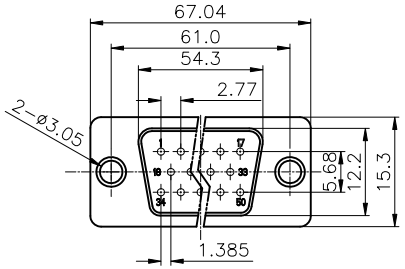

50pin Male Figure

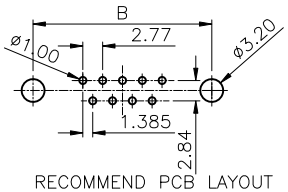

RECOMMEND PCB LAYOUT
(TOLERANCE ±0.05)

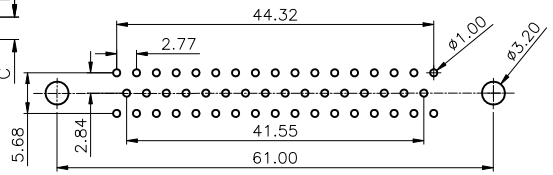

RECOMMEND PCB LAYOUT(50P)
(TOLERANCE ±0.05)

NOTES:

1. ELECTRICAL CHARACTERISTICS:
   1.1 CONTACT RESISTANCE: 20mΩ Max. INITIAL.
   1.2 DIELECTRIC WITHSTANDING VOLTAGE: 500V AC(rms) FOR 1 MINUTE.
   1.3 INSULATION RESISTANCE: 1000MΩ Min.
2. ENVIRONMENT CHARACTERISTICS:
   TEMPERATURE RANGE: −40°C~+105°C.
3. PART NUMBER: DS1034
4. PRODUCT NUMBER CODE:
   DS1034− X X X X X X X

SCREW DIM. A
S: Standard(W/O nut)
1: 5.00 2: 3.00 3: 5.20
4: 4.80 5: 5.80 6: 4.00
7: 4.80mm(Inside thread M2.6*0.45p, outside thread unc#4−40)
8: 4.80mm(Inside thread M3.0*0.5p, outside thread unc#4−40)

SCREW TYPE
S: Standard(W/O nut)
1: CC TYPE 2: CS TYPE
3: BR TYPE 4: BRJ TYPE DIM. B:6.00 C: 3~4mm
5: BRJ TYPE DIM. B:6.00 C: 5~6mm
6: BRJ TYPE DIM. B:6.00 C: 3~4mm
(Inside thread M2.6*0.45P,outside thread unc#4−40)
7: BRJ TYPE DIM. B:6.00 C: 3~4mm
(Inside thread M3.0*0.50P,outside thread unc#4−40)

CONTACT PLATING
Si: FULL GOLD FLASH
0: SELECTIVE GOLD FLASH

SHELL PLATING
T: FORNT & BACK SHELL TIN
N: FORNT SHELL NICKEL,BACK SHELL TIN

HOUSING COLOR
B: BLACK W: WHITE
U: BLUE

CONNECTOR TYPE
M: MALE F: FEMALE

No.OF CONTACTS
09: 9pos. 15: 15pos. 25: 25pos.
37: 37pos. 50: 50pos.

Dimension

Position	A±0.2	B±0.2	C±0.3	D
9	17.90	24.99	30.80	16.33
15	26.50	33.32	39.14	24.66
25	40.00	47.04	53.04	38.38
37	56.50	63.50	69.32	54.84

GENERAL TOLERANCE		ANGLE TOLERANCE	
X.	±0.60	X.	±5°
.X	±0.38	.X	±3°
.XX	±0.25	.XX	±2°

DRAWING TYPE	CUSTOMER		
SCALE	1:1	SHEET	1 OF 1
DRAWING NO.	C−DS1034−XXXXXXX−F		

PROJECTION		TITLE	D−SUB DIP STRAIGHT TYPE
UNITS	mm		
SHEET SIZE	A4	SERIES	DS1034 SERIES

晨翔电子有限公司
CONNFLY ELECTRONIC CO. LTD